

Introductory Guitar

Lesson Eight





Introductory Guitar Program

- Project Lesson 8 -



SECTION I :Music Reading..... Page 1 - 3

SECTION II:Written Assignments..... Page 4

SECTION III:Music Theory..... Page 5 - 6

SECTION IV:Chords and Rhythm Guitar..... Page 7 - 8


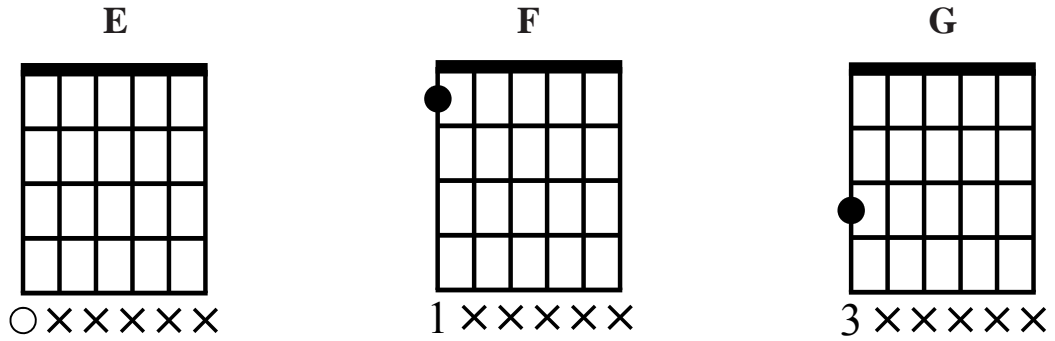
ANSWERS:Answer Key Page 9 - 10

Introductory Guitar Program - Project Lesson 8


SECTION ONE: Music Reading

THE LOWEST BASS NOTES ON THE GUITAR:

Introducing the notes found on the 6th String:



Study #1). Tempo = _____ b.p.m. (beats per minute)




Introductory Guitar Program - Project Lesson 8

SECTION ONE: Music Reading continued...

24-Note Drill:



Study #2). Tempo = _____ b.p.m. (beats per minute)



Bass Notes Review:


Study #3). Tempo = _____ b.p.m. (beats per minute)

This study uses notes from the 6th, 5th and 4th strings. Feel the count in “3” and perform the study.



String Skipping Exercise:

Study #4). Tempo = _____ b.p.m. (beats per minute)



Introductory Guitar Program - Project Lesson 8

SECTION ONE: Music Reading continued...

Open Position Reading Assignment:

Study #5). Tempo = _____ b.p.m. (beats per minute)

Learn the arrangement of this piece first. Work slowly isolating any areas which seem more difficult. Once each section of this piece has been rehearsed through isolation, turn on your metronome and practice playing the entire melody up to a moderate tempo.

5

9

13

17